



CVS Series Covert Tri-Band

Covert Strip GPS Antenna (Pat. Pnd.) TriBand GSM/CDMA & GPS

- Sub-compact design with slim ABS case
- High performance GPS with 26 dB amplifier
- Operates on all Dual Band Cellular & PCS systems; CDMA/GSM/1xRTT/EDGE/EV-DO
- Double sided adhesive tape for mounting

We've taken "covert" one step further with the new CVS series Tri-Band antenna. These subcompact multiband antennas don't sacrifice a thing on performance.

Super slim with a "strip" profile, they can be mounted almost anywhere. Mounting the antenna to the inside of a car window behind the rear view mirror even provides a discreet effect. Other popular locations will be under the rear deck or under the dashboard.

GPS performance is 26 dB, with 5 dBi antenna gain. They have a low noise figure (1.7 dB typical) with excellent filter characteristics. Power for the GPS amplifier is either 3.3 or 5 VDC (dual voltage capable).

The CVS Series is enclosed in a case of 1.5"W x 4.75"L and only 5/8" thick (38 mm x 121 mm x 16 mm), resembling a key fob in appearance.

The case on the antenna is waterproof to IP 65 specs. It uses double sided mounting tape, for securing to a surface. The latest PCB technology provides excellent performance on all bands.

Models are outfitted with 10 ft (3 meters) of dual bonded RG-174 cable. Standard connector configurations are TNC/SMA or SMA/SMA. Other configurations are available as special order.

Overall antenna performance will vary based upon the installation. For optimum performance, the antennas should be mounted away from metal objects which might shield the pattern. However, these antennas do not need a ground plane for operation.

Antenna Model Configurator

CVS- -

example - CVS-U15-2A2C

Freq & GPS Voltage

Code	Description
U15	US GSM/CDMA & GPS
C15	ISM915/US 1.9 GHz PCS & GPS
E15	EU GSM/DCS-1800 & GPS
N15	Nextel /US 1.9 GHz PCS & GPS

Note: Models are dual voltage 3.3/5 VDC.

Cellular Cable & Connector

Code	Description
2A	RG-174 & TNC
2C	RG-174 & SMA
2H	RG-174 & Fakra
2J	RG-174 & Rev Pol SMA
2L	RG-174 & SMC

GPS Cable & Connector

Code	Description
2C	RG-174 & SMA
2D	RG-174 & SMB
2E	RG-174 & MCX
2H	RG-174 & Fakra
2L	RG-174 & SMC

Specifications

Frequency:

GPS	1575.42 +/- 2 MHz
GSM/CDMA	824-894 MHz/1850-1990 MHz
Nextel	806-870 MHz
EU GSM/DCS	870-960 MHz/1710-1880 MHz
ISM 915	902- 928 MHz

Cellular / PCS Gain:

2 dBi max

GPS Gain:

26 dB, 5 dBi Antenna

VSWR:

2:1 max over all bands

Noise Figure:

2.0 dB max, 1.7 dB typical

Operating Temp:

-40^o to +85^o C

Nominal Impedance:

50 ohms

Maximum Power:

5 Watts (800/900 MHz Band)

Amplifier Bias:

3.3/5 VDC +/- 10%

Current:

20 mA max, 10 mA typical

Cable:

10 ft (3 m) of dual bonded RG-174

Case Size:

1.5"W x 4.5"L x 5/8"H

(38 mm x 121 mm x 16 mm)

Case Material:

ABS plastic

Mounting:

Double sided tape provided

Connector:

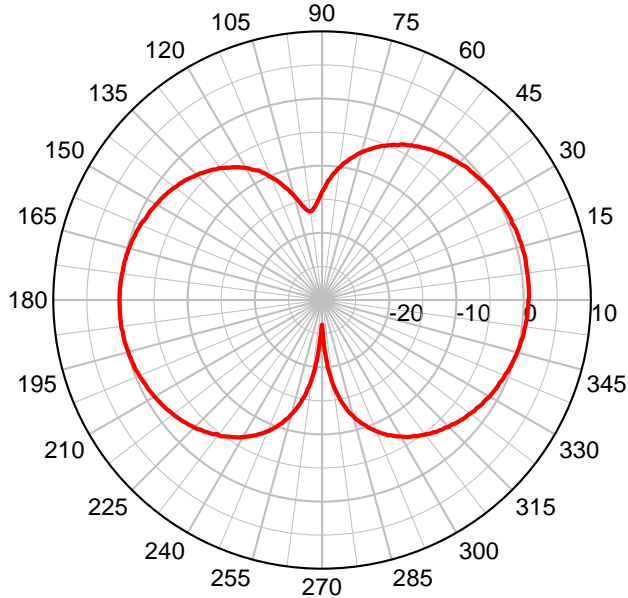
Varies, see above

CVS-E15-2X2X

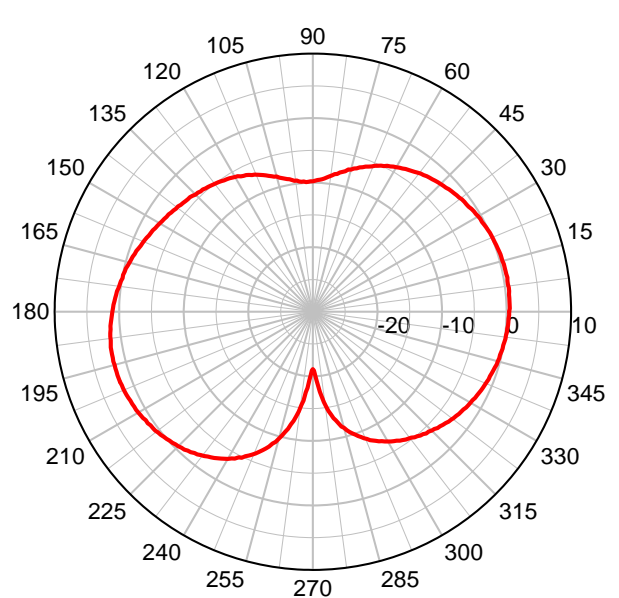
Covert Strip Tri-Band Antenna with GPS

2 dBi, EU GSM (870-960 MHz) and EU DCS (1710-1880 MHz)

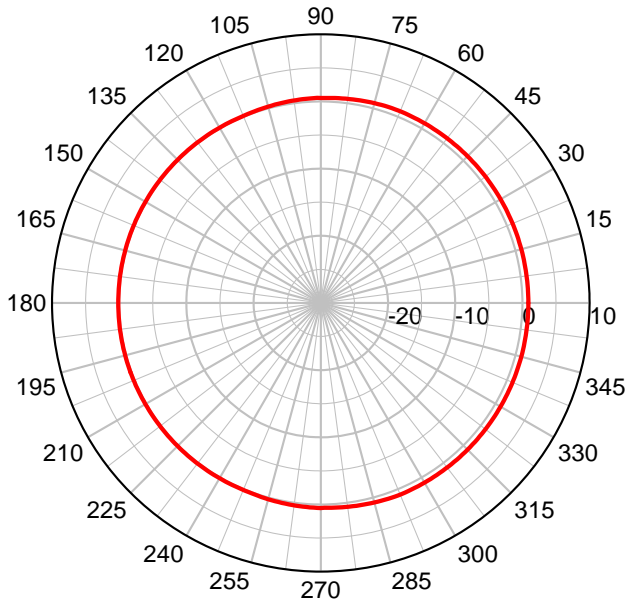
CVS 925 Series – Elevation Plot



CVS-1800 Series – Elevation Plot



CVS 925 Series – Azimuth Plot



CVS-1800 Series – Elevation Plot

